

Teacher! Teacher!

I'm Done! What's Next?

64 Skill-Based Activity Cards

January



Complete your "I'm Done! What's Next?" activity on another sheet of paper.

Bonus!
A 16 Page Teacher Resource Guide with Classroom Ideas & Reproducible Worksheets for January!

Perfect for those students that finish first and fast!

(Actual Size)

This book includes a wide variety of basic skills:
Comprehension, Writing, Creative Thinking, Language, Math,
Art, Music, Science, Vocabulary, Social Studies!



Practice & LearnRight Publications



Practice & LearnRight

I'm Done! What's Next??

**Skill Based Activity Cards
& Teacher Ideas for**

January

**Independent Fun-to-Do, Skill-based Activities
for Students Who Finish Fast and First!**

About the Author...

Helene Chirinian has been teaching and writing for almost twenty years. Helene has taught every grade level from K-8, in suburban, rural, and inner city areas, wishing to experience the full range that teaching offers.

Helene has worked with and known Phillip Rosenbaum, owner of Practice & LearnRight Publications, for many years and looks forward to sharing more of her ideas and experiences. Writing for this Brand New Company is fun, she says, because she and Phil are working toward the same goal of providing teachers with what they really want and can really use!

**Written by
Helene Chirinian**

**Illustrated by
Sue Ryono**

Notice for Reproduction:

Practice pages may be reproduced by the classroom teacher for classroom use only. Commercial sales of reproductions are strictly prohibited. No part of any Practice & LearnRight products may be stored in any retrieval system, transmitted electronically or recorded in any way without the prior written permission from Practice & LearnRight Publications. Reproductions of any Practice & LearnRight products for an individual school or entire school district is strictly prohibited.

© Copyright 1998
All Rights Reserved
Printed in the USA
Practice & LearnRight Publications
69992 Northhampton Ave.
Cathedral City, CA 92234

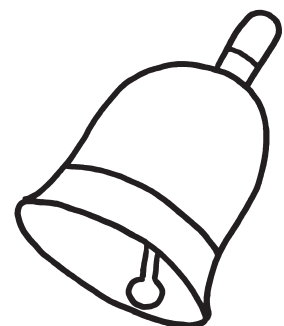




**PLR1001
ISBN 1-58166-025-1**

January Patterns

These patterns can be used for so many activities!. They make great bulletin board art and can be increased or decreased in size on your handy copy machine. Copy them onto transparency film for use on your overhead projector. Project the patterns onto white paper and trace right on the paper for murals and bulletin board art. This is a great idea for students who are uncertain about drawing freehand and will give them lots of confidence.

Designs can be copied on paper, tag, or poster board. Our versatile patterns are a reflection of the holidays you and your students will joyfully celebrate in January. Have students copy some of the patterns on tag and cut them out. Place them at your "I'm Done! What's Next?" center so students can use them with the cards and with other projects. Laminate, laminate, laminate! Patterns will last a long time if you use the teacher's friend, the laminating machine.

Some activities will require teacher cooperation. Look over the cards. Have children practice copying simple patterns, tearing paper into shapes, and doing other things that will make the activities fun and interesting for all your students.



Reproducible Patterns

