

Jumpstarters for Figurative Language

Short Daily Warm-ups for the Classroom

By
JANE HEITMAN

COPYRIGHT © 2007 Mark Twain Media, Inc.

ISBN 978-1-58037-424-8

Printing No. CD-404073

Mark Twain Media, Inc., Publishers
Distributed by Carson-Dellosa Publishing Company, Inc.

The purchase of this book entitles the buyer to reproduce the student pages for classroom use only. Other permissions may be obtained by writing Mark Twain Media, Inc., Publishers.

All rights reserved. Printed in the United States of America.





Table of Contents



Introduction to the Teacher 1

Imagery 2

Simile..... 6

Metaphor 10

Adage 14

Idiom..... 18

Cliché..... 22

Personification 26


Allusion 29


Symbolism 32

Hyperbole 35


Synecdoche..... 39

Answer Keys 42





Figurative Language Warm-ups: Imagery




Name/Date _____

IMAGERY 1

Imagery (IM-uj-ree) uses words to paint a picture in the reader's mind.

On your own paper, write a description of this scene, painting a picture with words.



Name/Date _____

IMAGERY 2

Imagery describes sights to paint a word picture. Underline the imagery in this paragraph:

A blue pottery bowl sat on the kitchen counter. The bowl held yellow bananas with black-flecked skin, large red apples, and pale green pears.

Name/Date _____

IMAGERY 3


Imagery describes sounds to interest readers. Write 5 sound words here.



Name/Date _____

IMAGERY 4

Imagery describes smells to help the reader enter the scene. Imagine you are at a carnival. Write 5 things you smell.




Name/Date _____


IMAGERY 5

Imagery describes tastes to interest readers. Write 5 taste words here.






Figurative Language Warm-ups: Imagery



Name/Date _____

IMAGERY 6

Choose your favorite food. On your own paper, use imagery to describe the food to someone who has never seen it.



Name/Date _____

IMAGERY 7

Imagery describes how things feel so readers can imagine the experience. Draw lines between the words that describe a feeling and the thing they describe.

scratchy
nubby
silky
rough
soft

wool sweater
angora fur
pillow
carpet
sandpaper

Name/Date _____

IMAGERY 8

Underline the words in the paragraph below that describe the five senses: sight, sound, smell, taste, and touch.

I opened one eye when my alarm clock buzzed. My room was still dark, but I could smell coffee. When the scent of sizzling bacon hit my nose, my mouth watered and my stomach growled. I knew Mom would cook it until it was crunchy, just the way I like it. My feet met the cold, hard floor as I got out of bed. I threw on my soft, red sweatshirt and jeans and headed for breakfast.



Name/Date _____

IMAGERY 9

Look at your pen or pencil. Write one word or phrase about it for each of the five senses.

Sight: _____
 Sound: _____
 Smell: _____
 Taste: _____
 Touch: _____



Name/Date _____

IMAGERY 10

How does each of the following feel when you touch it? Write a touch word for each.

sidewalk _____
 grass _____
 ice cream _____
 water _____
 tree trunk _____



**Figurative Language Warm-ups:
Imagery**

Name/Date _____

IMAGERY 11

Imagery uses specific words to paint an accurate picture. For example, using *Irish Setter* instead of *dog* tells the reader what kind of dog. Write a specific word for the general ones below.

- cereal _____
- flower _____
- person _____
- shoes _____
- music _____

Name/Date _____

IMAGERY 12

Circle the words that are specific.

- ocean
- cottonwood
- sport
- basketball
- movie



Name/Date _____

IMAGERY 13

Fill in each blank with a specific word. A general hint is given.

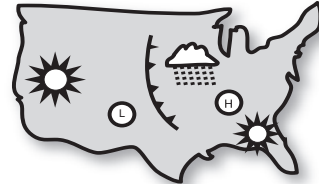


The (boy) _____ visited the (mountains) _____ with his (family) _____. They caught (fish) _____ in the (creek) _____ and cooked them for (a meal) _____.

Name/Date _____

IMAGERY 14

On your own paper, describe today's weather. Remember to use imagery and as many of the five senses (sight, sound, smell, taste, touch) as you can.



Name/Date _____

IMAGERY 15

Imagery uses details to make something stand out. Write the unique detail about each mug beneath it.

