

# The Complete Welcome Back-to-School Book for preK-K

by Beth Button

illustrated by April Hartmann



**Teaching & Learning Company**

1204 Buchanan St., P.O. Box 10  
Carthage, IL 62321-0010

# This book belongs to

---

## Acknowledgments

Thank you to teachers Carolyn Gorton and Nancy McCausland (Middlebrook School, Trumbull, Connecticut) and Kathy Willis (Manchester Elementary and Middle School, Manchester, Vermont) for their inspiration and advice; to Jeanette Sessions, Jessica Wood and Anne Kennedy for book recommendations; and to Ellen Sussman, editor, contributor, advisor and friend.

Cover photo by Photodisc

Cover art by April Hartmann

Cover design by Jennifer Morgan

Copyright © 2002, Teaching & Learning Company

ISBN No. 1-57310-300-4



Printing No. 987654321


**Teaching & Learning Company**  
**1204 Buchanan St., P.O. Box 10**  
**Carthage, IL 62321-0010**


The purchase of this book entitles teachers to make copies for use in their individual classrooms only. This book, or any part of it, may not be reproduced in any form for any other purposes without prior written permission from the Teaching & Learning Company. It is strictly prohibited to reproduce any part of this book for an entire school or school district, or for commercial resale.

All rights reserved. Printed in the United States of America.

# Table of Contents

<b>Teacher Tools</b> .....	7	Folder Label .....	51
A Note from Your Teacher .....	8	The Tables	
You're Invited .....	9	Table Label .....	52
Welcome to Preschool! .....	10	Desk Name Tag .....	52
Welcome to Kindergarten! .....	11	The Birthdays .....	53
Off to a Good Start! .....	12	The Circle Time .....	54
Student Information Form .....	13	The Puppets .....	55
Introducing . . . Me! .....	14	The Cards .....	56
A Call for Volunteers .....	15	The Mini Book .....	58
Supplies Needed! .....	16	The Handouts	
Class Rules .....	17	My Favorite Animal .....	59
Our Daily Schedule/Our Weekly Schedule .....	18	Look What I Can Do! .....	60
Time to Go .....	19	The Awards & Rewards	
"Our Day" Bulletin Board .....	20	Certificate, Bookmarks,	
Reproducibles .....	21	Pencil Toppers and Bookplate .....	61
Wall Calendar .....	23	The Books .....	62
Send-Home Calendar/Learning at Home:		The Snacks .....	63
Calendar Activities .....	28	The Paper	
What's happening in . . . ..	29	Lined Paper .....	64
Our Class Newsletter .....	30	Bordered Paper .....	65
Keeping Track Chart .....	31	Notepaper .....	66
Show-and-Tell .....	32	The Clip Art .....	67
We're Going on a Field Trip! .....	33	The Reproducibles .....	69
Useful Information for Substitute Teachers ..	34	<b>Healthy Habits</b> .....	83
Learning at Home: Getting Ready for Math ..	35	 The Door	
Learning at Home: Getting Ready for Reading	36	Door Decorations .....	83
We Read at My House .....	37	The Walls	
Look What I Can Do! .....	38	We Have Healthy Habits Bulletin Board . . .	84
Kid Coupons .....	39	Good-for-You Foods Bulletin Board .....	84
Get Your Room Organized! .....	40	Growth Chart .....	85
Teacher Notepaper .....	42	We Dress for the Weather Bulletin Board .	85
<b>Theme Units</b> .....	46	Healthy Hands Bulletin Board .....	86
<b>Animals</b> .....	47	Word Wall .....	86
 The Door		The Children	
Door Decorations .....	47	Name Tag .....	87
The Walls		Bus and Field Trip Tag .....	87
Our Favorite Animals Bulletin Board .....	48	Locker/Cubby Label .....	87
We Like to Help Chore Chart .....	48	Folder Label .....	87
What's the Weather? Bulletin Board .....	49	The Tables	
Look What We Can Do! Bulletin Board .....	49	Table Label .....	88
Who Am I? Bulletin Board .....	50	Desk Name Tag .....	88
Animal Words Word Wall .....	50	The Circle Time .....	89
The Children		The Puppets .....	90
Name Tag .....	51	The Mini Book .....	91
Bus and Field Trip Tag .....	51	The Handouts	
Locker/Cubby Label .....	51	I Have Healthy Habits .....	93

Healthy Habits: A Family Activity	.94
The Awards & Rewards	
Certificates	.95
The Books	.96
The Snacks	.97
The Paper	
Lined Paper	.98
Bordered Paper	.99
Notepaper	100
The Clip Art	101
The Reproducibles	103
<b>Fall</b>	.114
 The Door	
Door Decorations	.114
The Ceiling	
Ceiling Decorations	.115
The Walls	
We Are Planting the Seeds of Learning	
Bulletin Board	.115
Fall Treasures Bulletin Board	.116
In the Fall . . . Bulletin Board	.116
Good Citizenship Bulletin Board	.117
Fall Words Word Wall	.117
The Children	
Name Tag	.118
Bus and Field Trip Tag	.118
Locker/Cubby Label	.118
Folder Label	.118
The Tables	
Table Label	.119
Desk Name Tag	.119
The Circle Time	.120
The Puppets	.121
The Cards	.122
The Mini Book	.124
The Handout	
Can you find . . .	.127
The Awards & Rewards	
Certificate, Bookmarks,	
Pencil Toppers and Bookplate	.128
The Books	.129
The Snacks	.130
The Paper	
Lined Paper	.131
Bordered Paper	.132
Notepaper	.133
The Clip Art	.134
The Reproducibles	.136



<b>Teddy Bears</b>	.148
 The Door	
Door Decorations	.148
The Walls	
Me and My Bear Bulletin Board	.149
Bears Who Care . . . Bulletin Board	.149
What Do You See? Bulletin Board	.150
Our Favorite Bear Books Bulletin Board	.150
Class News Corner Bulletin Board	.151
Word Wall	.151
The Children	
Name Tag	.152
Bus and Field Trip Tag	.152
Locker/Cubby Label	.152
Folder Label	.152
The Tables	
Table Label	.153
Desk Name Tag	.153
The Birthdays	.154
The Circle Time	.155
The Puppets	.156
The Cards	.157
The Mini Book	.159
The Handouts	
My Bear	.161
What Do You See?	.162
The Awards & Rewards	
Certificates, Badge, Bookmarks	
and Pencil Toppers	.163
The Books	.164
The Snacks	.165
The Paper	
Lined Paper	.166
Bordered Paper	.167
Notepaper	.168
The Clip Art	.169
The Reproducibles	.172




**Things That Go** .....182

The Door  
 Door Decorations .....182  
 The Walls  
 We're Rolling Right Along! Bulletin Board .183  
 Let's Go! Bulletin Board .....183  
 Color Train .....184  
 Ship Shapes Bulletin Board .....184  
 Student of the Week Bulletin Board .....185  
 Family Corner Bulletin Board .....185

The Children  
 Name Tag .....186  
 Bus and Field Trip Tag .....186  
 Locker/Cubby Label .....186  
 Folder Label .....186  
 The Tables  
 Table Label .....187  
 Desk Name Tag .....187  
 The Circle Time .....188  
 The Puppets .....189  
 The Cards .....190  
 The Mini Book .....192  
 The Handouts  
 Off We Go! .....194  
 The Awards & Rewards  
 Certificates, Bookmarks, Bookplate  
 and Pencil Toppers .....195  
 The Books .....196  
 The Snacks .....197  
 The Paper  
 Lined Paper .....198  
 Bordered Paper .....199  
 Notepaper .....200  
 The Clip Art .....201  
 The Reproducibles .....203



**Fairy Tales** .....220

 The Hall  
 Hallway Sign .....220  
 The Door  
 Door Decorations .....221  
 The Walls  
 Meet the Class Bulletin Board .....221  
 Gingerbread Man Bulletin Board .....222  
 100 Day Beanstalk .....222  
 Happy Birthday Bulletin Board .....223  
 Who Will Help Me? Chore Chart .....223  
 The Children  
 Name Tag .....224  
 Bus and Field Trip Tag .....224  
 Locker/Cubby Label .....224  
 Folder Label .....224  
 The Tables  
 Table Label .....225  
 Desk Name Tag .....225  
 The Birthdays .....226  
 The Circle Time .....227  
 The Puppets .....228  
 The Hats .....229  
 The Cards .....231  
 The Mini Book .....233  
 The Awards & Rewards  
 Certificates, Bookmarks  
 and Pencil Toppers .....235  
 The Books .....236  
 The Snacks .....237  
 The Paper  
 Lined Paper .....238  
 Bordered Paper .....239  
 Notepaper .....240  
 The Clip Art .....241  
 The Reproducibles .....243

## Dear Teacher or Parent,

As every experienced teacher knows and every first-year teacher will soon find out, preparing for a new school year takes a great deal of time and effort. There's so much to do!

From the very first day, we want to make every child and parent feel welcome and secure. We look for ways to make our classroom warm, colorful and inviting. We want to plunge right in with interesting, stimulating activities. And then, inevitably, there's all the paperwork that must be attended to during the first weeks of school.

When we planned this book, we took all these needs into consideration, and more. Our goal was to keep all materials, activities and teaching aids simple, time-saving and inexpensive, without sacrificing creativity. In that spirit, we've come up with a variety of copy-and-use materials, from parent communications and user-friendly forms to imaginative room decorations, name tags, manipulatives and other resources, all designed to save time and effort and make the first weeks of school go as smoothly as possible.

Teacher Tools, the first section of the book, includes welcome letters, requests for volunteers and supplies, calendars, field trip and show-and-tell letters, learning-at-home pages, tips for organizing your classroom and other back-to-school essentials.

The second part of the book is organized around six themes: Animals, Healthy Habits, Fall, Teddy Bears, Things That Go and Fairy Tales. In this section you'll find door adornments, bulletin boards, table labels, puppets, mini books, writing papers, snack ideas, read-aloud suggestions and lots more. We've even included curriculum-based activities for introducing concepts such as colors, shapes, letters, numbers, weather and the five senses. Picking and choosing from among these theme-based materials allows you to focus your activities and create an organized, child-centered learning environment, one that reflects your personality and teaching goals.

Welcome back!



Beth Button

# Teacher Tools

Here's a handy array of forms, letters, bulletin boards and ideas specially designed to see you through the first weeks of school—and beyond—with a minimum of effort. These materials cover a wide variety of back-to-school situations, from getting acquainted with students and communicating with parents to keeping track of schedules, organizing classroom space and rewarding and encouraging children's efforts and good behavior.

Helpful Hint: To attract attention to your take-home materials, use the clip art or stationery pages included with each of the six theme units that follow this section.

# A Note from Your Teacher

Dear \_\_\_\_\_,

Welcome back to school! I will be your teacher this year. I can't wait to meet you and all the other children in our class.

You are probably wondering what school will be like. Our classroom is filled with wonderful toys and books. You will find many things that you enjoy doing and meet lots of new friends.

We read stories in our classroom every day. We talk and sing and play games together. We learn about letters, numbers, shapes and colors. We explore nature and play outside. We build with blocks and make things out of clay and paint pictures, which you may bring home to show your family. There are dolls, puppets and dress-up clothes in our classroom, too.

As you can see, school is a very busy place! I'm looking forward to having lots of fun and sharing many wonderful experiences with you.

Your teacher,

# You're Invited

Dear Parents/Guardians,

We are holding an open house on \_\_\_\_\_,

from \_\_\_\_\_ to \_\_\_\_\_. You are cordially invited to drop in with your child to meet the teachers, see our classroom and tour the building. Your child will be able to play with the toys and meet new classmates. This opportunity will help you and your child become comfortable with a new environment and ease anxieties he or she may have about starting school. We will be happy to answer your questions about our routines, our activities and our goals for the year at this time.

Looking forward to seeing you!

Sincerely,

# Welcome to Preschool!

Dear Parents/Guardians,

I'm looking forward to a wonderful year with your child. Here is some information that will help everyone get off to a good start.

Our hours are \_\_\_\_\_.

Our pick-up and drop-off routines are as follows: \_\_\_\_\_

\_\_\_\_\_

\_\_\_\_\_

Please send the items checked below to school with your child.

- Mat for nap time
- Small blanket
- Small pillow
- Complete change of clothes
- Art smock (old T-shirt)
- \_\_\_\_\_
- \_\_\_\_\_
- \_\_\_\_\_

Each day, please send:

- Snack
- Bag lunch
- \_\_\_\_\_

Please be sure everything sent to school is labeled with your child's name.

Sincerely,

# Welcome to Kindergarten!

Dear Parents/Guardians,

I'm looking forward to a wonderful year with your child. Here is some information that will help everyone get off to a good start.

School starts at \_\_\_\_\_. School ends at \_\_\_\_\_.

Snack time \_\_\_\_\_ Lunch time \_\_\_\_\_ Recess \_\_\_\_\_

Gym \_\_\_\_\_ Music \_\_\_\_\_ Art \_\_\_\_\_

Library \_\_\_\_\_ Other \_\_\_\_\_

Please send the items checked below to school with your child.

- Backpack or tote bag
- Mat or blanket for rest time
- Art smock (old T-shirt)
- Sneakers for gym days
- Healthy snack
- A bag lunch or lunch money. Lunch costs \_\_\_\_\_. Milk costs \_\_\_\_\_.

Everything you send to school must be labeled with your child's name.

I welcome communication with parents and guardians. The best way to reach me is \_\_\_\_\_.

Please be sure your child gets a good night's sleep and eats a hearty breakfast before school.

Sincerely,