

Grades 1-3



THEME POCKETS

Valentine's Day

4

Pockets Full of Projects



Ebook

Thank you for purchasing an Evan-Moor e-book!

Attention Acrobat Reader Users: In order to use this e-book you need to have Adobe Reader 8 or higher. To download Adobe Reader for free, visit www.adobe.com.

Using This E-book

This e-book can be used in a variety of ways to enrich your classroom instruction.

You can:

- engage students by projecting this e-book onto an interactive whiteboard
- save paper by printing out only the pages you need
- find what you need by performing a keyword search
... and much more!

For helpful teaching suggestions and creative ideas on how you can use the features of this e-book to enhance your classroom instruction, visit www.evan-moor.com/ebooks.

User Agreement

With the purchase of Evan-Moor electronic materials, you are granted a single-user license which entitles you to use or duplicate the content of this electronic book for use within your classroom or home only. Sharing materials or making copies for additional individuals or schools is prohibited. Evan-Moor Corporation retains full intellectual property rights on all its products, and these rights extend to electronic editions of books.

If you would like to use this Evan-Moor e-book for additional purposes not outlined in the single-user license (described above), please visit www.evan-moor.com/help/copyright.aspx for an *Application to Use Copyrighted Materials* form.

Congratulations on your purchase of some of the finest teaching materials in the world.

For information about other Evan-Moor products, call 1-800-777-4362 or FAX 1-800-777-4332
Visit our Web site <http://www.evan-moor.com> for additional product information.

Authors: Michelle Barnett
Caitlin Rabanera
Ann Switzer
Editors: Marilyn Evans
Jill Norris
Copy Editor: Cathy Harber
Illustrator: Jo Larsen
Designer: Cheryl Puckett
Desktop: John D. Williams

Entire contents ©2009 by EVAN-MOOR CORP.
18 Lower Ragsdale Drive, Monterey, CA 93940-5746.
Permission is hereby granted to the individual purchaser to reproduce student materials in this book for noncommercial individual or single classroom use only. Permission is not granted for schoolwide or systemwide reproduction of materials.
Printed in USA.

Valentine's Day

This joyful holiday book is built around a Valentine's poem. Students will experience art, oral and written language, and math.

Valentine's Day Book Overview pages 2 and 3

These pages show and tell what is in each pocket.

Cover Designpage 4

Pocket Projectspages 5–19

Step-by-step directions and patterns for the activities that go in each pocket are included.

Pocket Labelspages 20 and 21

This poem can also be used for pocket chart activities throughout the month:



- Chant the poem
- Listen for rhyming words
- Learn new vocabulary
- Identify sight words
- Put words or lines in the correct order

Picture Dictionarypage 22

Use the picture dictionary to introduce new vocabulary and as a spelling reference. Students can add new pictures, labels, and descriptive adjectives to the page as their vocabulary increases.


Writing Formpage 23

Use this form for story writing or as a place to record additional vocabulary words.



BIBLIOGRAPHY

- Arthur's Valentine* by Marc Brown; Little, Brown and Co., 1980.
Cranberry Valentine by Wende and Harry Devlin; Macmillan Publishing Co., 1986.
Four Valentines in a Rainstorm by Felicia Bond; HarperCollins Publishers, 1983.
It's Valentine's Day by Jack Prelutsky; Scholastic, 1983.
One Very Best Valentine's Day by Joan W. Blos; Simon & Schuster, 1990.
One Zillion Valentines by Frank Modell; Mulberry Books, 1981.
A Valentine for Ms. Vanilla by Harriet Ziefert; Puffin Books, 1991.
The Valentine Bears by Eve Bunting; Houghton Mifflin, 1983.
Valentine's Day by Gail Gibbons; Holiday House, 1986.



POCKET 1

Cupid with Arrow and Bow page 5

Let students share what they know about this Valentine's Day figure. Provide them with additional facts, as well. Then construct a charming 3-D Cupid from paper plates.

Cupid found love between... page 6

Tell students that one day Cupid decided to go out into the world to see how many places he could find love. Brainstorm and list students' ideas of situations where love can be found. Examples may range from common to unusual:

- A grandmother and a grandfather
- A boy and his dog
- A baby and her blanket
- The sun and a rainbow

Students name a situation of their choice and tell a bit about the relationship.

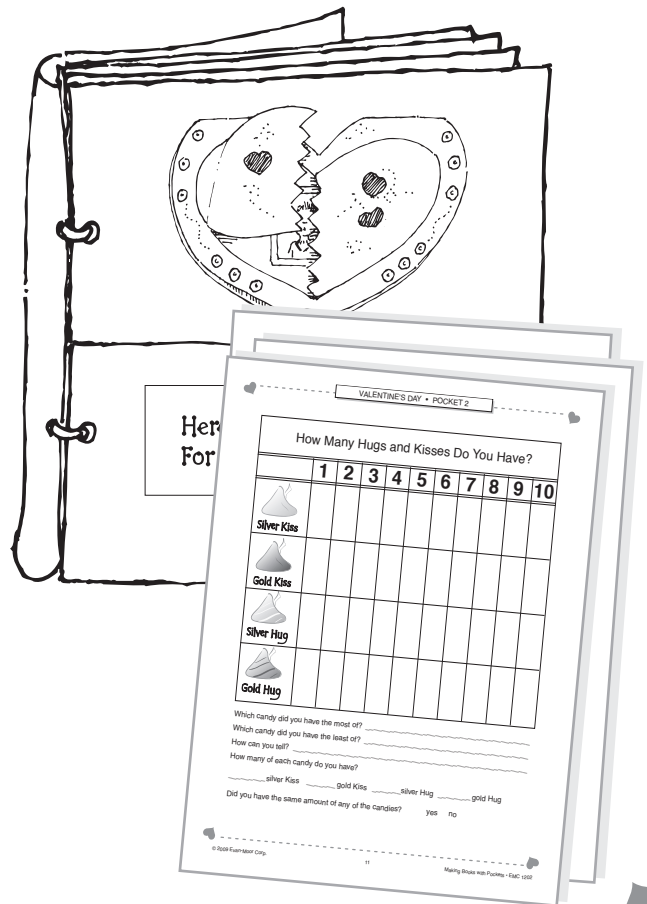
POCKET 2

Broken Heart Card pages 7–9

Talk about the meaning of the expression "to have a broken heart." "Can a heart really be broken? What does it mean if we say someone has a broken heart? Why would we use this symbol on a valentine card?" Students cut, fold, and glue to create a unique card to give to a favorite valentine.

Hugs & Kisses Graph pages 10–13

Students sort candy by color and design and then graph the results.




POCKET 3

Lovebirds pages 14 and 15

Students learn about lovebirds by reading information provided and make a pair of lovebirds from construction paper.

Things That Come in Pairs page 16

Before doing the activity, define the term “pair” (two things that belong together). Brainstorm with your class and list a few things that come in pairs. Divide into small groups so that students can benefit from combined brainpower when thinking of pairs of things. Each student should have a form on which to write the pairs their group thinks of. Compile the group lists into a longer class list. Challenge students to continue thinking of pairs to add to the list over the next few days. If desired, glue lists to larger pieces of construction paper.



POCKET 4

Tissue Paper Heart pages 17 and 18

Use a collage technique to create a pretty paper heart with a ruffle around the edge—a great gift for that special valentine.

Love is... Stationery page 19

Students use the stationery provided to write a description of what love is (e.g., Love is... washing my dog on a hot day).