

Activities Using the World Wide Web

Activities Using the World Wide Web is one of six books in the *Teaching and Learning with the Computer Series*. The purpose of this series is to connect curriculum and today's technology—to utilize the computer as a valuable teaching and learning tool.




Table of Contents

- | | | | |
|----|--|----|---|
| 1 | What's Inside | 38 | Learning About the White House |
| | WWW User Manual | | A Famous House |
| 2 | Getting Teachers Started | | Touring the White House |
| 13 | Getting Students Started | | Living in the White House |
| | Web Activities | 43 | Learning About Native Americans |
| 18 | Learning about Apples | | Discovering Diversity |
| | Different Kinds of Apples | | One Native American Tribe |
| | Graphing Apple Attributes | | The Important Thing |
| | My Very Own Apple | | Web Searches |
| 23 | Learning about the Planets | 48 | Effective Search Strategies |
| | The Solar System | 51 | Model Lessons |
| | Visiting a Planet | 55 | Subject Directory Search Student Directions |
| | Postcard from a Planet | 57 | Keyword Search Student Directions |
| 28 | Learning about Animals | | Teaching Aids |
| | Many Different Creatures | 60 | Notetakers for Web Activities |
| | A Mammal, a Reptile, and an Amphibian | 78 | Checklist of Computer Skills |
| | Introducing the _____ | 79 | Parent Letter |
| 33 | Learning about the Fifty States | 80 | Student Badges |
| | What's Important to Know? | | |
| | Looking at One State | | |
| | A State Poster Presentation | | |

Congratulations on your purchase of some of the finest teaching materials in the world.

For information about other Evan-Moor products, call 1-800-777-4362 or FAX 1-800-777-4332.
Visit our Web site <http://www.evan-moor.com>. Check the Product Updates link for supplements, additions,
and corrections for this book.

Author: Jill Norris
Editor: Marilyn Evans
Illustrators: Shannon Frederickson
Don Robison
Desktop: Joy Evans

Entire contents ©1998 by EVAN-MOOR CORP.
18 Lower Ragsdale Drive, Monterey, CA 93940-5746.
Permission is hereby granted to the individual purchaser
to reproduce student materials in this book for
noncommercial individual or classroom use only.
Permission is not granted for schoolwide,
or systemwide, reproduction of materials.
Printed in U.S.A.


Evan-Moor
EDUCATIONAL PUBLISHERS

EMC 066

What's Inside

The lessons in this book were developed to be used with students to locate and use information about specific subjects.

The activity lessons can serve as a model for future research using the World Wide Web. Follow the format to create your own lessons to match your curriculum.

Activities Using the World Wide Web is divided into five sections:



WWW User Manual—Getting Teachers Started pages 2–12



WWW User Manual—Getting Students Started pages 13–17



Web Activities Using Bookmarked Sites pages 18–47

This section addresses six topics using bookmarked Web sites. Each topic is addressed with a set of three lessons:

- whole class activity—this lesson models the computer skills and techniques students are expected to use as they do the activity. You may want to hook your computer monitor to your classroom television with a video out cable so that students can see more easily. (Some additional hardware may be necessary.)
- small group activity—this lesson provides guided practice as students delve deeper into specific subject matter.
- individual activity—this lesson gives students independent practice as they report the information they have found.

Each lesson includes:

- step-by-step search directions
- addresses of related Web sites
- simplified student directions that can be displayed at the computer to help students work independently
- notetakers for lessons requiring them
- suggestions for *publishing* student work



Web Searches pages 48–59

This section explains effective search strategies and provides model lessons for doing a subject directory search and a keyword search.



Teaching Aids pages 60–80

To help make doing activities with the WWW easier, notetakers, templates, checklists, parent letters, and patterns for student badges have been included.



WWW User Manual

Getting Teachers Started



Why Use the World Wide Web in the Classroom?

- The World Wide Web is up-to-date. Information on the World Wide Web can be updated as frequently as necessary, allowing students to access “real time” data such as weather satellite maps and space photographs.
- The World Wide Web is huge. Information on thousands of topics is distributed among different Web sites around the world so information on many topics is accessible to any web user.
- The World Wide Web is hypermedia. The Web presents multiple kinds of original information (text, images, videos, animations, and sounds) so that students with different learning styles can take advantage of different modes of information. They can explore text in a nonlinear way and establish their own path through this multimedia resource.

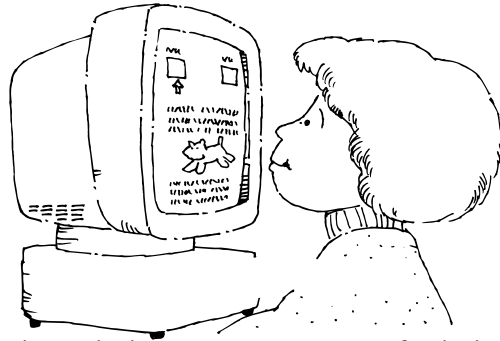
As you're reading this tip section, check the glossary on pages 11 and 12 for any terms that you do not understand.

How Can the World Wide Web Enhance Instruction?

The World Wide Web is a rich resource for students and teachers. Using the WWW, you can:

- Take your class on an online field trip to a location you couldn't visit otherwise.
- View the latest up-to-date map of a specific place.
- Find news and information in a variety of foreign languages.
- View pictures from outer space.
- Read the latest news from dozens of well-known sources.
- Communicate and share ideas with others.
- Locate materials to enhance the work that your class is doing.
- Use the Web as a source for in-class materials.
- Research topics for the latest up-to-date information.
- Collect data about a given idea.
- Solve problems and participate in simulations.
- Look up lesson plans on specific topics.

Supervising Students on the Web



There is material on the World Wide Web that is inappropriate for kids to view. Parents, teachers, and students must work together to monitor and control the information that the students see.

Acceptable Use Policies

Most schools that provide access to the Internet for their students develop and implement an Acceptable Use Policy.

Such a policy will:

- make the rules of using the Internet clear to everyone — students, parents, administrators, and teachers
- provide guidance in case a student encounters inappropriate situations
- limit the school's legal liabilities

Several resources on the Web will help you develop Internet usage guidelines:

- <http://www.erehwon.com/k12> (Nancy Willard's K-12 Acceptable Use Policies Site)
- <http://njnie.dl.stevens-tach.edu/safety/safety.html> (The New Jersey Networking Infrastructure in Education "Internet Safety" page)
- <http://www.tenet.edu/tenet-info/accept.html> (a list of Acceptable Use Policies published by the Texas Education Network)
- http://www.missingkids.org/information_superhighway.html (a brochure entitled "Child Safety on the Information Superhighway" produced by The National Center for Missing and Exploited Children)

Keeping Parents and Students Informed

Creating the policy isn't meaningful unless parents and students understand the policy.

Explain your Acceptable Use Policy at a parent information night. Demonstrate uses of the Web and let parents use bookmarked sites to find information.

A sample letter for inviting parents to your *Using the Web Night* is included on page 4.


<p>Dear Parents,</p> <p>The Internet is a powerful and important tool. In our class we will be using the part of the Internet known as the World Wide Web. The World Wide Web is a place where text, pictures, sound, and videos on an amazing array of topics are stored and made accessible to computers around the world. As we do research we will consult the electronic resources of the World Wide Web, as well as traditional print resources.</p> <p>Please come to a Web Information Night to see how we will be using the Web in our classroom.</p> <ul style="list-style-type: none">• You'll see a sample project.• You'll use a bookmarked site to find information yourself.• You'll find out about our Acceptable Use Policy. <p>Thank you,</p> <p>When? _____</p> <p>Where? _____</p>
--

Dear Parents,

The Internet is a powerful and important tool. In our class we will be using the part of the Internet known as the World Wide Web. The World Wide Web is a place where text, pictures, sound, and videos on an amazing array of topics are stored and made accessible to computers around the world. As we do research we will consult the electronic resources of the World Wide Web, as well as traditional print resources.

Please come to a Web Information Night to see how we will be using the Web in our classroom.

- You'll see a sample project.
- You'll use a bookmarked site to find information yourself.
- You'll find out about our Acceptable Use Policy.



Thank you,

When? _____


Where? _____

Dear Parents,

The Internet is a powerful and important tool. In our class we will be using the part of the Internet known as the World Wide Web. The World Wide Web is a place where text, pictures, sound, and videos on an amazing array of topics are stored and made accessible to computers around the world. As we do research we will consult the electronic resources of the World Wide Web, as well as traditional print resources.

Please come to a Web Information Night to see how we will be using the Web in our classroom.

- You'll see a sample project.
- You'll use a bookmarked site to find information yourself.
- You'll find out about our Acceptable Use Policy.



Thank you,

When? _____

Where? _____