

MAKE & TAKE BOOKS

SING ALONG & READ ALONG WITH  Dr. JEAN

Lyrics written or adapted by
Dr. Jean Feldman and Dr. Holly Karapetkova

Editor: Dorothy Ly

Designer/Production: Karen Nguyen

Art Director: Moonhee Pak

Project Director: Stacey Faulkner

© 2010 Creative Teaching Press Inc., Huntington Beach, CA 92649
Reproduction of activities in any manner for use in the classroom and not for commercial sale is permissible.
Reproduction of these materials for an entire school or for a school system is strictly prohibited.

Table of Contents

Introduction 3

Getting Started 4

Assembling the Make & Take Books

Teacher Tips

Color Train

Five Little Monkeys

Activities 5

Reading Response Reproducible 6

Make & Take Books

Action Alphabet

Dinosaur Boogie

Activities 19

Reading Response Reproducible 20

Make & Take Books

Rules Rap

Birdies

Activities 33

Reading Response Reproducible 34

Make & Take Books

Nursery Rhyme Rally

May There Always Be Sunshine

Activities 47

Reading Response Reproducible 48

Make & Take Books

I Know an Old Lady Who Swallowed a One

Twinkle Friends

Activities 61

Reading Response Reproducible 62

Make & Take Books

My Mother Is a Baker

My Hands on My Head

Activities 75

Reading Response Reproducible 76

Make & Take Books

Color Train




Choose from the following activities to extend students' learning.
Mark the completed activities.

Have the child...

- Color the images in the book with the corresponding colors.
- Underline all the color words in the text with the corresponding crayons.
- Go on a scavenger hunt to find objects that are colors represented in the book.
- Draw, color, and label the objects found on the scavenger hunt.
- Respond to the story by using the *I learned* reproducible.

CTP © 2010

Five Little Monkeys



Choose from the following activities to extend students' learning.
Mark the completed activities.


Have the child...

- Practice simple mental math by telling how many monkeys are left in the tree after each monkey is snatched.
- Sing along with the song and hold up fingers for the number of monkeys on each page(s).
- Circle each number word and then count and number each monkey on the page(s).
- Respond to the story by using the *I learned* reproducible.

CTP © 2010


Name _____ Date _____

Story Title _____

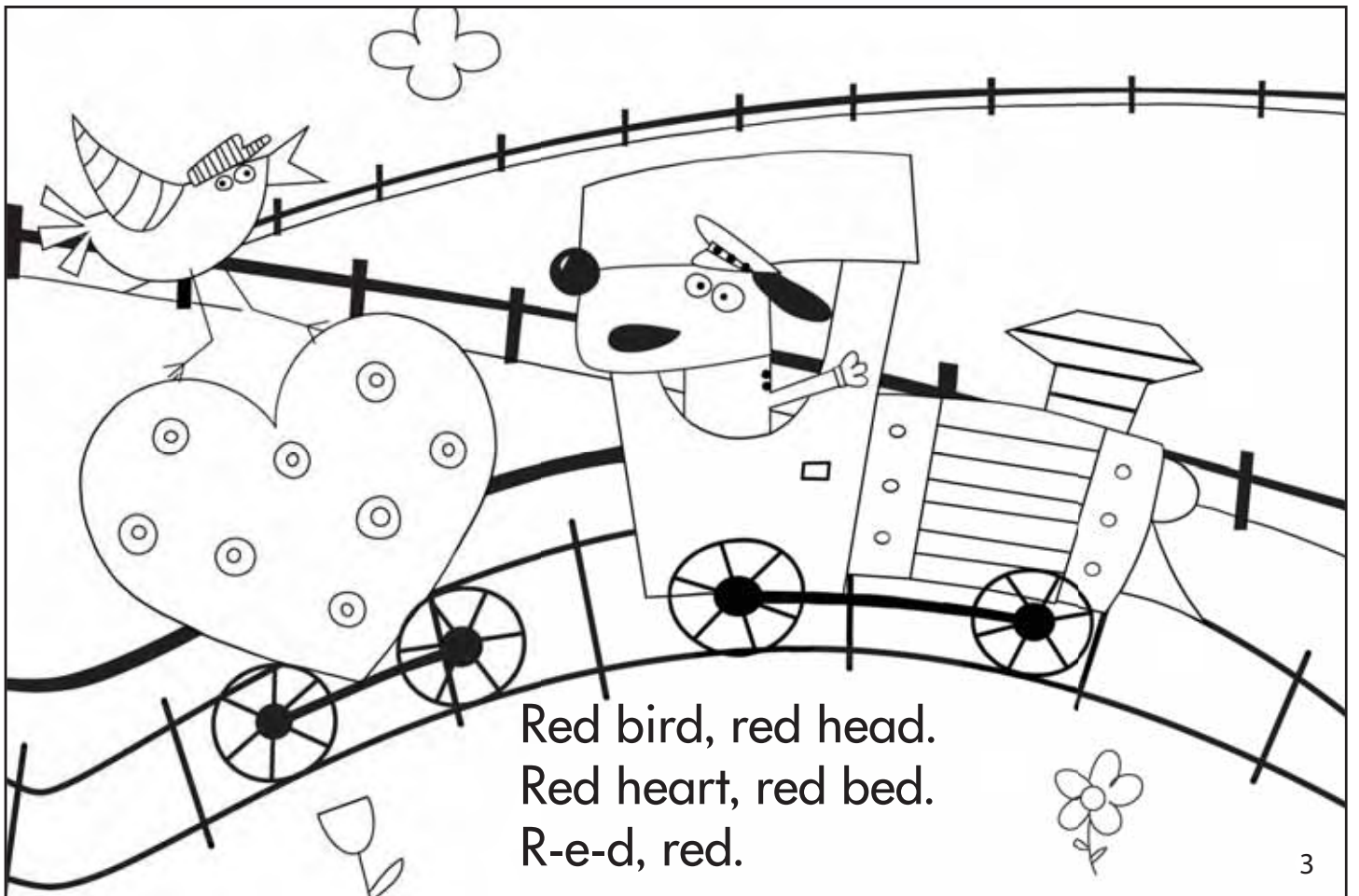


I learned _____


Color Train



CTP © 2010




CTP © 2010



R-e-d, red.
R-e-d, red.

2

CTP © 2010



B-l-u-e, blue.
B-l-u-e, blue.
Blue berries, blue eyes,
blue bird, blue sky.
B-l-u-e, blue.

4

CTP © 2010